

# Product data sheet

Specifications



advanced touchscreen panel - 640 x 480 pixels VGA - 5.7" - TFT LCD - 24 V DC

XBTGT2430

! Discontinued - Service only

! Discontinued on: Dec 2, 2020

! End-of-service on: Dec 31, 2023

**Product availability: Non-Stock - Not normally stocked in distribution facility**

## Main

Range Of Product	Magelis XBTGT
Product Or Component Type	Advanced touchscreen panel
Display Type	Backlit colour TFT LCD
Display Colour	65536 colours
Display Resolution	640 x 480 pixels VGA
Display Size	5.7 inch
Software Type	Configuration software
Software Designation	Vijeo Designer
Operating System	Magelis
Processor Name	CPU RISC
Processor Frequency	266 MHz
Memory Description	512 KB SRAM back up of data lithium battery 32 MB flash EPROM application memory
Integrated Connection Type	RJ45 COM2 serial link RS485 <= 187.5 kbit/s Siemens MPI (187.5 kbits/s) male SUB-D 9 COM1 serial link RS232C/RS422/RS485 <= 115.2 kbits/s removable screw terminal block power supply RJ45 Ethernet TCP/IP 2 USB type A master port (V1.1) Modicon M340 terminal port communication mini-jack audio output
Resistance To Electrostatic Discharge	6 kV IEC 61000-4-2 level 3
Cut-Out Dimensions	156 (+ 1/- 0) x 123.5 (+ 1/- 0) mm

## Complementary

Touch Sensitive Zone	1024 x 1024
Touch Panel	Analogue
Backlight Lifespan	50000 hours
Brightness	8 levels via touch panel
Character Font	ASCII (European characters) Taiwanese (traditional Chinese) Korean Chinese (simplified Chinese) Japanese (ANK, Kanji)
[Us] Rated Supply Voltage	24 V DC

Price is "List Price" and may be subject to a trade discount – check with your local distributor or retailer for actual price.

<b>Supply</b>	External source
<b>Supply Voltage Limits</b>	19.2...28.8 V
<b>Inrush Current</b>	30 A
<b>Power Consumption In W</b>	26 W
<b>Local Signalling</b>	for normal operation or backlighting faulty 1 LED (green or orange)
<b>Number Of Pages</b>	Limited by internal memory capacity
<b>Downloadable Protocols</b>	Telemecanique Modicon FIPWAY Telemecanique Modicon Modbus Plus Telemecanique Modicon Modbus TCP Telemecanique Modicon Modbus Mitsubishi Melsec third party protocols Omron Sysmac third party protocols Rockwell Automation Allen-Bradley third party protocols Siemens Simatic third party protocols Telemecanique Modicon Uni-TE
<b>Realtime Clock</b>	Built-in
<b>Data Storage Equipment</b>	1 Compact Flash card >= 1 GB
<b>Use Of Slot</b>	For 1 fieldbus communication card (Device Net, Profibus DP)
<b>Port Ethernet</b>	10BASE-T/100BASE-TX
<b>Product Mounting</b>	Flush mounting
<b>Fixing Mode</b>	By 2 spring clips By 4 screw clamps
<b>Front Material</b>	Aluminium alloy
<b>Enclosure Material</b>	PPT
<b>Marking</b>	CE
<b>Width</b>	6.59 in (167.5 mm)
<b>Height</b>	5.31 in (135 mm)
<b>Depth</b>	2.34 in (59.5 mm)
<b>Net Weight</b>	2.20 lb(US) (1 kg)

## Environment

<b>Immunity To Microbreaks</b>	5 ms
<b>Standards</b>	UL 508 EN 61131-2 FCC Class A IEC 61000-6-2 UL 1604
<b>Product Certifications</b>	UL Class 1 Division 2 T5 C-tick cULus UL Class 1 Division 2 T4A
<b>Ambient Air Temperature For Operation</b>	32...122 °F (0...50 °C)
<b>Ambient Air Temperature For Storage</b>	-4...140 °F (-20...60 °C)
<b>Relative Humidity</b>	0...90 % without condensation
<b>Operating Altitude</b>	< 6561.68 ft (2000 m)
<b>Ip Degree Of Protection</b>	IP20 IEC 60529 rear panel) IP65 IEC 60529 front panel)
<b>Nema Degree Of Protection</b>	NEMA 4X front panel (indoor use)
<b>Shock Resistance</b>	15 gn 11 ms IEC 60068-2-27

<b>Vibration Resistance</b>	1 gn 9...150 Hz)IEC 60068-2-6 3.5 mm 5...9 Hz)IEC 60068-2-6
<b>Resistance To Electromagnetic Fields</b>	9.14 V/m (10 V/m) IEC 61000-4-3
<b>Resistance To Fast Transients</b>	2 kV IEC 61000-4-4 level 3

## Ordering and shipping details

<b>Category</b>	US10MC222569
<b>Discount Schedule</b>	0MC2
<b>Gtin</b>	3595864089119
<b>Returnability</b>	No
<b>Country Of Origin</b>	CN

## Packing Units

<b>Unit Type Of Package 1</b>	PCE
<b>Number Of Units In Package 1</b>	1
<b>Package 1 Height</b>	7.24 in (18.4 cm)
<b>Package 1 Width</b>	5.43 in (13.8 cm)
<b>Package 1 Length</b>	9.33 in (23.7 cm)
<b>Package 1 Weight</b>	3.16 lb(US) (1.432 kg)

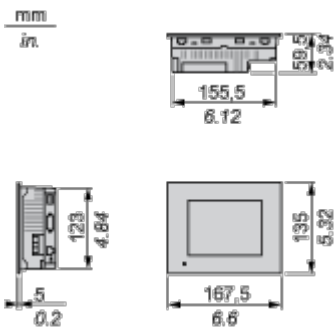
## Contractual warranty

<b>Warranty</b>	18 months
-----------------	-----------

Dimensions Drawings

Dimensions

---



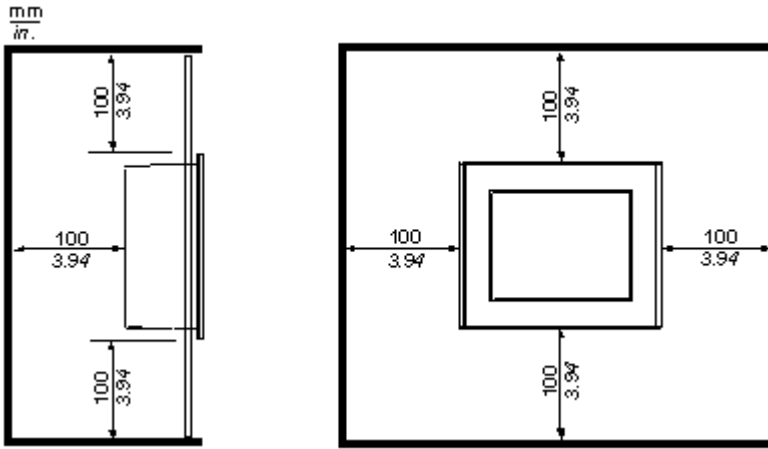
Mounting and Clearance

Clearance

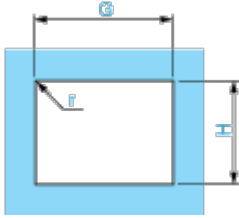
---

Installation Requirements

For easier maintenance, operation and improved ventilation, be sure to install the unit at least 100 mm (3.94 in) away from adjacent structures and other equipment:



Panel Cut-out Dimensions



Dimensions in mm

Graphic Display Terminal	Cut-out for Flush Mounting			
	H (-/+ 0.1 mm)	G (-/+ 0.1 mm)	r	Panel Thickness
XBTGT1105 XBTGT1135 XBTGT1335	92.5	118	3 max.	1.6 ... 5
XBTGT2110 XBTGT2120 XBTGT2130 XBTGT2220 XBTGT2330	123.5	156	3 max.	1.6 ... 5
XBTGT4230 XBTGT4330 XBTGT4340	159.5	204.5	3 max.	1.6 ... 10
XBTGT5230 XBTGT6330 XBTGT6340	227.5	301.5	3 max.	1.6 ... 10
XBTGT5330 XBTGT5340	201	259	3 max.	1.6 ... 10
XBTGT7340	282.5	383.5	3 max.	1.6 ... 10

Dimensions in in.

Graphic Display Terminal	Cut-out for Flush Mounting			
	H (-/+0.004 in.)	G (-/+0.004 in.)	r	Panel Thickness
XBTGT1105 XBTGT1135 XBTGT1335	3.64	4.65	0.12 max.	0.06 ... 0.20
XBTGT2110 XBTGT2120 XBTGT2130 XBTGT2220 XBTGT2330	4.86	6.14	0.12 max.	0.06 ... 0.20
XBTGT4230 XBTGT4330 XBTGT4340	6.28	8.05	0.12 max.	0.06 ... 0.39
XBTGT5230 XBTGT6330 XBTGT6340	8.96	11.87	0.12 max.	0.06 ... 0.39

Graphic Display Terminal	Cut-out for Flush Mounting			
	H (-/+0.004 in.)	G (-/+0.004 in.)	r	Panel Thickness
XBTGT5330 XBTGT5340	7.91	10.20	0.12 max.	0.06 ... 0.39
XBTGT7340	11.12	15.10	0.12 max.	0.06 ... 0.39